

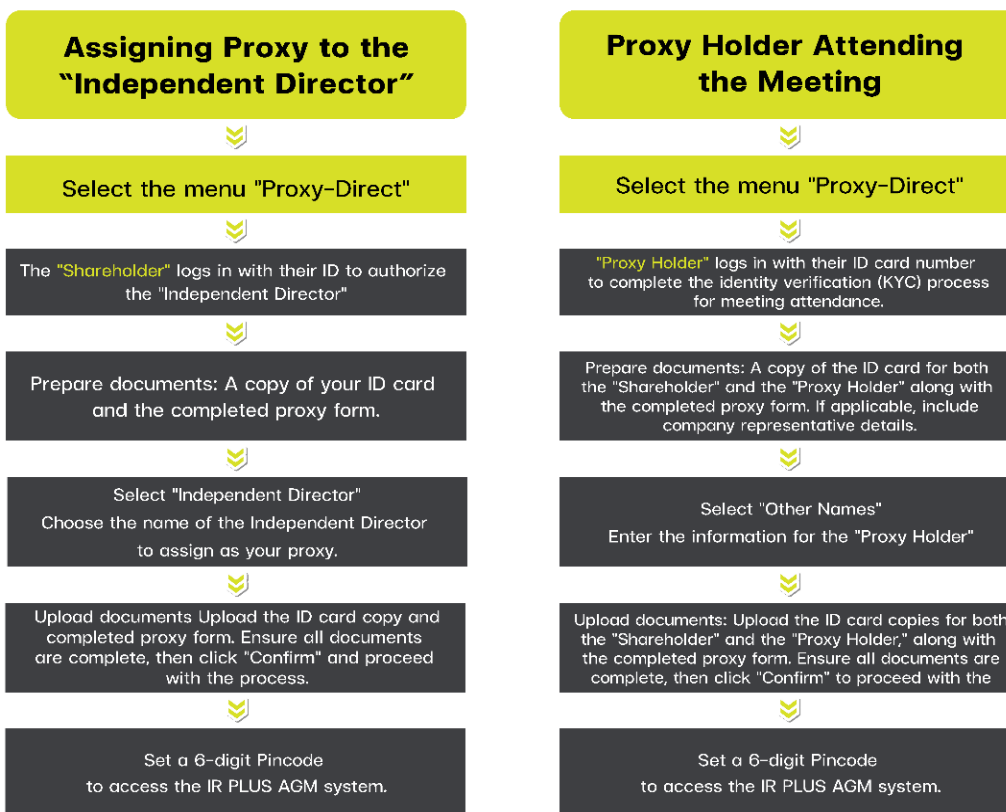
## Procedures for Attending the 2025 Annual General Meeting of Shareholders and Casting Votes via Electronic Media (E-AGM) through the IR PLUS AGM System

For attending the meeting and casting votes via electronic media, shareholders can participate in the meeting through the IR PLUS AGM system.

You may study the user manual for the IR PLUS AGM system by following the steps illustrated in the images below.



### Steps for Shareholders / Proxy Holders to Verify Identity (KYC) through the IR PLUS AGM System



On the meeting day, shareholders/proxy holders log in to the IR PLUS AGM system and enter the 6-digit Pincode to register for the meeting.

 <p>Download the Application IR PLUS AGM iOS system ver. 15 or higher</p>	 <p>Download the Application IR PLUS AGM Android system ver. 9 or Higher</p>	 <p>User Manual IR PLUS AGM system TH and ENG</p>	 <p>Meeting on Web App "webagm.irplus.in.th"</p>
--------------------------------------------------------------------------------------------------------------------------------------------------------------	-----------------------------------------------------------------------------------------------------------------------------------------------------------------	--------------------------------------------------------------------------------------------------------------------------------------	---------------------------------------------------------------------------------------------------------------------------------------

Contact Us Add us on Line



@irplusagm

Scan QR Code

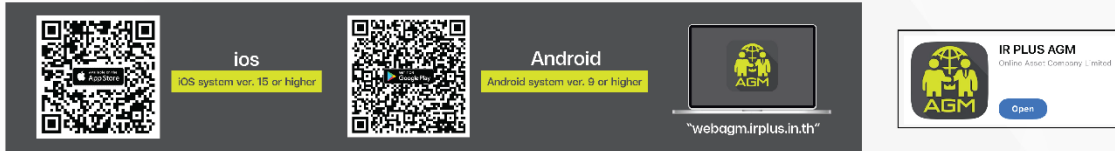
Call Center : 02-022-6200 Ext. 2  
e-mail : irplus.agm@irplus.in.th

# IR PLUS AGM

## Electronic-Annual General Meeting (E-AGM)

### 1. Download and Install application "IR PLUS AGM"

From App Store (Support since iOS 15) and Google Play Store (Support since Android 9)

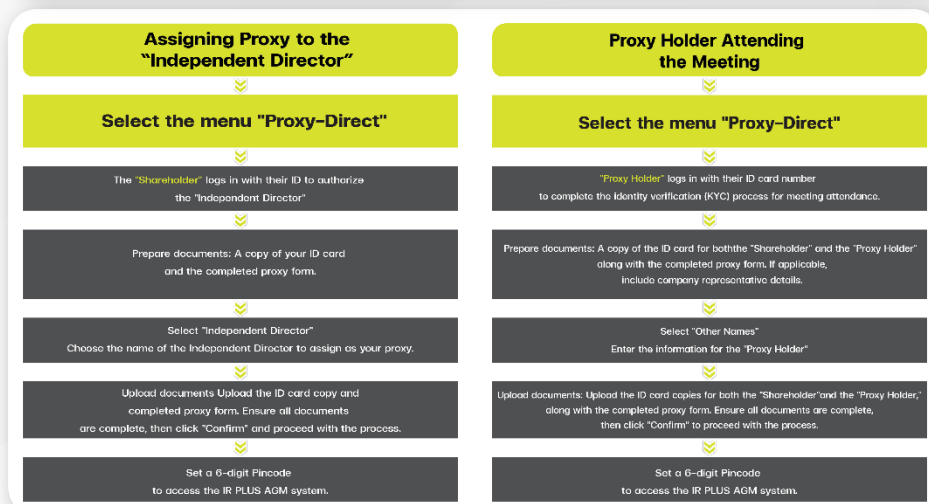
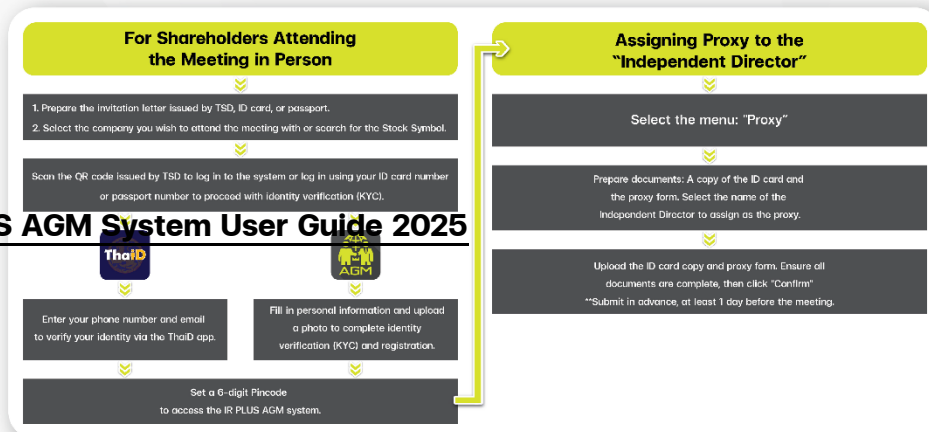


Or attend the meeting via the Web App "webagm.irplus.in.th" on Google without an application or program installed.

### 2. Identity verification process (KYC)

- Select the company you want to attend the meeting. And select the status of the user, then Login to access the system with the ID card number of the shareholders.
- Please insert personal data, upload your photo of the ID card, and then take a photograph of the shareholder holding the ID card for identity verification.
- Fill up the OTP received from the system via selected channels (text or e-mail)
- The system will notify the result of identity verification (KYC) as "Approve" or "Disapprove" In case of Disapprove, the shareholder must proceed with the KYC procedure again.
- Set up the Pin code for attend the meeting.

## IR PLUS AGM System User Guide 2025

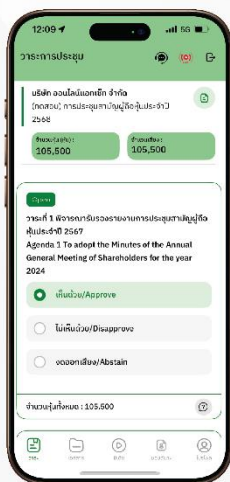
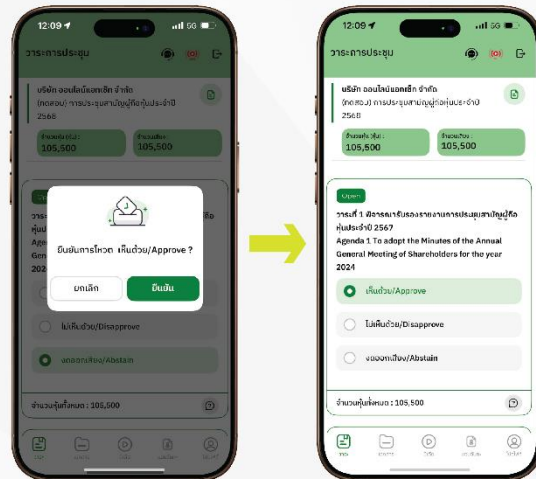


**If you have any questions regarding registration and identity verification, please contact:**

**IR PLUS AGM Call Center at Tel. 02-022-6200, press 2, or Line ID: @irplusagm**

### 3. How to vote.

The system will Default vote "Agree" on every agenda that can change the vote result "Disagree" or "Abstain" Then press the bottom confirms to confirm. The system Will change the voting result immediately. As shown in the picture.



### 4. Asking question, Text format and VDO Call format

#### In case, Asking questions via VDO Call

Click that shown on your screen, then type the question. Then wait for the staff will get back to you.

#### In case, Asking questions via Text

Click that shown in every agenda to send questions to be asked in that agenda. You can ask a question in the system at any time until the agenda is closed.

### 5. Other Menu

- : Document
- : Media or VDO Presentation
- : Proxy \*Incase Provide proxy to independent directors only.  
This must be completed 1 day prior the meeting date
- : Profile
- : Log out **\*\*When you confirm to log out the meeting Your vote will eliminate from the vote base immediately.**
- : Live stream



If you encounter problems in the use please contact : IR PLUS AGM Call Center  
Call : 02-022 6200 ext. 2, 626 Office hours: 9:00 a.m. to 5:00 p.m. Monday to Friday



Add Line id : @irplusagm  
Or scan QR Code to report a problem using the system to get help quickly